

SOLID CAPACITOR


PC Series

Aluminum Solid Electrolytic Capacitor
With Conductive Polymer

JAMICON®

FEATURES:

The capacitor is aluminum electrolytic capacitors that uses conductive polymer, as electrolyte and realized low E.S.R. and high permissible ripple current at high frequencies band, It is very suitable for smoothing circuits of DC-DC converter or high frequencies circuits.

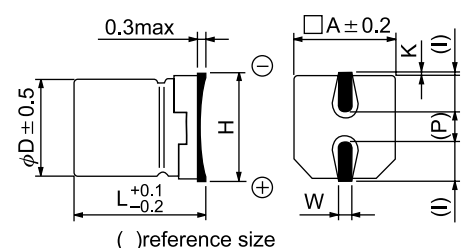


SPECIFICATION

Item	Characteristic					
Operation Temperature Range	-55 ~ +105°C					
Rated Working Voltage	2.5 ~ 16V					
Capacitance Tolerance (120Hz 20°C)	±20%					
Leakage Current (2min)	The initial specified value in Characteristic list					
Surge Voltage (20°C)	W.V.	2.5	4	6.3	10	16
	S.V.	2.8	4.6	7.2	11.5	18.4
Tangent of loss angle (120Hz)	The initial specified value or loss (in Characteristic list)					
Impedance Ratio	Impedance ratio at 100kHz					
	Rated Voltage (V)	2.5	4	6.3	10	16
	-55°C / +20°C	≤1.25				
	+105°C / +20°C	≤1.25				
Endurance	The following specifications shall be satisfied when the capacitors are restored to 20°C after the rated voltage is applied for 2000 hours at 105°C					
	Capacitance Change	≤±20% of the initial measured value				
	Dissipation Factor	≤150% of the initial specified value				
	ESR	≤150% of the initial specified value				
	Leakage current	≤ initial specified value				
Bias Humidity Test	The following specifications shall be satisfied when the capacitors are restored to 20°C after subjecting them to DC voltage at 60°C,90 to 95% RH for 1000 hours					
	Capacitance Change	≤±20% of the initial measured value				
	Dissipation Factor	≤150% of the initial specified value				
	ESR	≤150% of the initial specified value				
	Leakage current	≤ initial specified value				
Surge Voltage Test	The capacitors shall be subjected to 1000 cycles each consisting of charge with the surge voltage specified at 105°C for 30 seconds through a protective resistor (R=1kΩ) and discharge for 5 minutes 30 seconds.					
	Capacitance Change	≤±20% of the initial measured value				
	Dissipation Factor	≤150% of the initial specified value				
	ESR	≤150% of the initial specified value				
	Leakage current	≤ initial specified value				
Failure Rate	1% per 1000 hours maximum (Confidence level 60% at 105°C)					

DIMENSIONS (mm)

D	L	A	H (max)
5	5.4	5.3	6.5
6.3	5.4	6.6	7.8
8	6.2	8.3	9.5
8	10.0	8.3	9.5
10	6.2	10.3	12.0
10	10.2	10.3	12.0

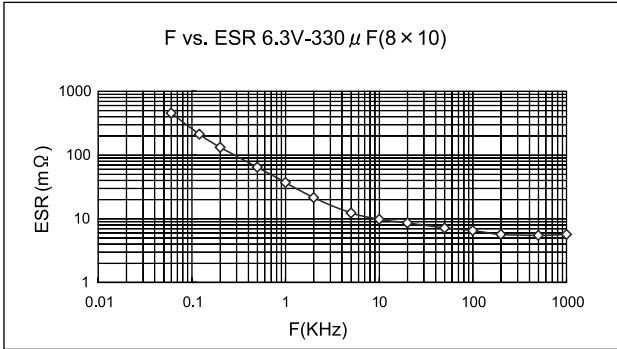


● CASE SIZE & CHARACTERISTICS LIST

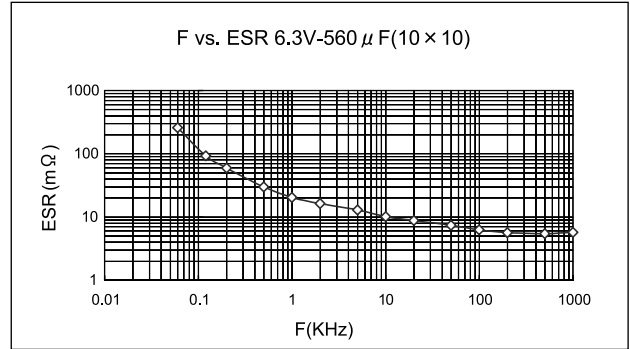
Rated Voltage (V.DC)	Rated Capacitance (μF)	Case size		Leakage Current (μA)	Tangent of loss angle (max)	E. S. R. at 100kHz (mΩ)	Allowable ripple current (mA.rms)	Part Number
		φD	L					
		(mm)						
2.5	56	5.0	5.4	28	0.12	50	1400	PCM560M0ED05W
	120	6.3	5.4	60	0.12	45	1800	PCM121M0EE05W
	220	6.3	5.4	110	0.12	45	1800	PCM221M0EE05W
	220	8.0	6.2	110	0.12	35	2560	PCM221M0EF06W
	470	8.0	10.0	235	0.12	17	4800	PCM471M0EF10W
	390	10.0	6.2	195	0.12	20	3700	PCM391M0EG06W
	820	10.0	10.2	410	0.12	8	5500	PCM821M0EG10W
4	39	5.0	5.4	31	0.12	50	1400	PCM390M0GD05W
	47	5.0	5.4	38	0.12	50	1400	PCM470M0GD05W
	100	6.3	5.4	80	0.12	45	1800	PCM101M0GE05W
	150	6.3	5.4	120	0.12	45	2450	PCM151M0GE05W
	180	8.0	6.2	144	0.12	35	2560	PCM181M0GF06W
	390	8.0	10.0	312	0.12	17	4800	PCM391M0GF10W
	330	10.0	6.2	264	0.12	20	3700	PCM331M0GG06W
	680	10.0	10.2	544	0.12	8	5500	PCM681M0GG10W
6.3	39	5.0	5.4	49	0.12	50	1400	PCM390M0JD05W
	82	6.3	5.4	103	0.12	45	1800	PCM820M0JE05W
	100	6.3	5.4	126	0.12	45	1800	PCM101M0JE05W
	120	6.3	5.4	151	0.12	45	1800	PCM121M0JE05W
	150	8.0	6.2	189	0.12	35	2560	PCM151M0JF06W
	330	8.0	10.0	416	0.12	17	4800	PCM331M0JF10W
	390	8.0	10.0	491	0.12	17	4800	PCM391M0JF10W
	470	8.0	10.0	592	0.12	15	4800	PCM471M0JF10W
	270	10.0	6.2	340	0.12	20	3700	PCM271M0JG06W
	560	10.0	10.2	706	0.12	8	5500	PCM561M0JG10W
	820	10.0	10.2	1033	0.12	8	5500	PCM821M0JG10W
10	33	5.0	5.4	66	0.12	55	1200	PCM330M1AD05W
	47	6.3	5.4	94	0.12	50	1200	PCM470M1AE05W
	68	6.3	5.4	136	0.12	50	1600	PCM680M1AE05W
	120	8.0	6.2	240	0.12	40	2300	PCM121M1AF06W
	150	8.0	6.2	300	0.12	40	2300	PCM151M1AF06W
	270	8.0	10.0	540	0.12	22	4500	PCM271M1AF10W
	220	10.0	6.2	440	0.12	30	3300	PCM221M1AG06W
	470	10.0	10.2	940	0.12	10	5300	PCM471M1AG10W
16	18	5.0	5.4	58	0.12	55	1200	PCM180M1CD05W
	18	6.3	5.4	58	0.12	55	1200	PCM180M1CE05W
	47	6.3	5.4	150	0.12	50	1600	PCM470M1CE05W
	82	8.0	6.2	262	0.12	40	2300	PCM820M1CF06W
	120	8.0	10.0	384	0.12	17	4000	PCM121M1CF10W
	180	8.0	10.0	576	0.12	25	4500	PCM181M1CF10W
	150	10.0	6.2	480	0.12	30	3300	PCM151M1CG06W
	150	10.0	10.2	480	0.12	25	3300	PCM151M1CG10W
	220	10.0	10.2	704	0.12	15	4800	PCM221M1CG10W
330	10.0	10.2	1056	0.12	12	5300	PCM331M1CG10W	

● FREQUENCY CHARACTERISTICS

Item:6.3V-330μF(8x10)



Item:6.3V-560μF(10x10.2)



Endurance

